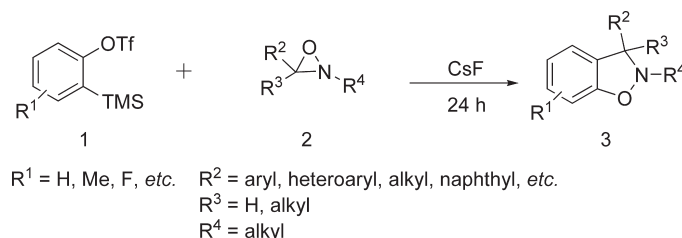


Synthesis of Dihydrobenzisoaxazoles by the [3 + 2] Cycloaddition of Arynes and Oxaziridines

Arif Kivrak^{†,‡} and Richard C. Larock^{*,†}[†]Department of Chemistry, Iowa State University, Ames, Iowa 50011, United States, and [‡]Department of Chemistry, Middle East Technical University, Ankara 06531, Turkey

larock@iastate.edu

Received August 21, 2010



Dihydrobenzisoaxazoles are readily prepared in good yields by the [3 + 2] cycloaddition of oxaziridines and arynes. The reaction involves an unusual cleavage of the C–O bond of the oxaziridine and tolerates a variety of substituents on the oxaziridine and the *o*-(trimethylsilyl)aryl triflate to form aryl-, heteroaryl-, alkyl-, and naphthyl-substituted dihydrobenzisoaxazoles. The resulting halogen-substituted dihydrobenzisoaxazoles are readily elaborated to more complex products using palladium-catalyzed crossing-coupling processes.

Introduction

For decades, an intense research effort has been devoted to the synthesis of biologically and pharmaceutically important heterocyclic compounds. However, there are relatively few methods to synthesize dihydrobenzisoaxazoles, which appear to have considerable pharmaceutical promise.¹ Recently, the reactions of oxaziridines² bearing a three-membered strained heterocyclic ring and alkynes³ or alkenes⁴ have been reported to produce isoxazolines and isoxazolidines, respectively, by a [3 + 2] cycloaddition involving C–O bond cleavage. Since arynes are generally more reactive than alkynes and alkenes,⁵

we hypothesized that arynes, which are readily prepared *in situ* from *o*-(trimethylsilyl)aryl triflates,⁶ and oxaziridines might provide a novel synthetic route to synthesize dihydrobenzisoaxazoles under mild reaction conditions.

Oxaziridines consisting of a nitrogen, oxygen, and carbon in a three-membered ring exhibit unusually high reactivity because of the inherently weak N–O bond.⁷ Oxaziridines have been used as both oxygenating and aminating agents for enolates,⁸ alkenes,⁹ nitrogen nucleophiles,¹⁰ and C–H bonds.¹¹ In addition, oxaziridines undergo some useful rearrangements with low-valent metals¹² and cycloaddition reactions with a variety of heterocumulenes to form a very diverse set of five-membered ring heterocycles.¹³ The

- (1) (a) Barluenga, J.; Andina, F.; Aznar, F.; Valds, C. *Org. Lett.* **2007**, 9, 4143. (b) Hamura, T.; Arisawa, T.; Matsumoto, T.; Suzuki, K. *Angew. Chem., Int. Ed.* **2006**, 45, 6842. (c) Barluenga, J.; Aznar, F.; Palomero, M. A. *Chem.—Eur. J.* **2001**, 7, 5318. (d) Hart, H.; Ok, D. *J. Org. Chem.* **1986**, 51, 979. (e) Bigdeli, M. A.; Tipping, A. E. *J. Fluorine Chem.* **1992**, 58, 101. (f) Matsumoto, T.; Sohma, T.; Hatazaki, S.; Suzuki, K. *Synlett* **1993**, 843. (g) Kitamura, T.; Todaka, M.; Shin-machi, I.; Fujiwara, Y. *Heterocycl. Commun.* **1998**, 205.
(2) Emmons, W. D. *J. Am. Chem. Soc.* **1956**, 78, 6208.
(3) Fabio, M.; Ronzini, L.; Troisi, L. *Tetrahedron* **2008**, 64, 4979.
(4) Fabio, M.; Ronzini, L.; Troisi, L. *Tetrahedron* **2007**, 63, 12896.
(5) For reviews on the use of arynes in organic synthesis, see: (a) Kessar, S. V. In *Comprehensive Organic Synthesis*; Trost, B. M., Fleming, I., Eds.; Pergamon: New York, 1991; Vol. 4, p 483. (b) Pellissier, H.; Santelli, M. *Tetrahedron* **2003**, 59, 701. (c) Chen, Y.; Larock, R. C. Arylation Reactions Involving the Formation of Arynes. In *Modern Arylation Methods*; Ackermann, L., Ed.; Wiley-VCH: New York, 2009; Chapter 12, p 401.

- (6) Himeshima, Y.; Sonoda, T.; Kobayashi, H. *Chem. Lett.* **1983**, 1211.
(7) Bjørge, J.; Boyd, D. R. *J. Chem. Soc., Perkin Trans. 2* **1973**, 1575.
(8) Evans, D. A.; Morrissey, M. M.; Dorow, R. L. *J. Am. Chem. Soc.* **1985**, 107, 4346.
(9) Prieur, D.; El Kazzi, A.; Kato, T.; Gornitzka, H.; Baceiredo, A. *Org. Lett.* **2008**, 10, 2291.
(10) White, J. D.; Hansen, J. D. *J. Am. Chem. Soc.* **2002**, 124, 4950.
(11) Arnone, A.; Foletto, S.; Metrangola, P.; Pregnotato, M.; Resnati, G. *Org. Lett.* **1999**, 1, 281.
(12) Usuki, Y.; Peng, X.; Gülgeze, B.; Manyem, S.; Aubé, J. *Arkivoc* **2006**, 189.
(13) (a) Kraiem, J.; Grosvalet, L.; Perrin, M.; Hassine, B. B. *Tetrahedron Lett.* **2001**, 42, 9131. (b) Davis, F. A.; Sheppard, A. C. *Tetrahedron* **1989**, 45, 5703. (c) Komatsu, M.; Ohshiro, Y.; Hatta, H.; Sato, M.; Agawa, T. *J. Org. Chem.* **1974**, 39, 948.

TABLE 1. Synthesis of Oxaziridines

entry	R ¹	R ²	R ³	oxaziridine	% yield ^a
1	Ph	H	<i>t</i> -butyl	2a	65
2	<i>o</i> -BrC ₆ H ₄	H	<i>t</i> -butyl	2b	67
3	2-naphthyl	H	<i>t</i> -butyl	2c	40
4	Ph	H	<i>n</i> -butyl	2d	43
5	<i>p</i> -MeOC ₆ H ₄	H	<i>t</i> -butyl	2e	44
6		H	<i>t</i> -butyl	2f	65
7	<i>p</i> -O ₂ NC ₆ H ₄	H	<i>t</i> -butyl	2g	66
8		H	<i>t</i> -butyl	2h	15
9	isopropyl	H	<i>t</i> -butyl	2i	37
10	Ph	H	cyclohexyl	2j	53
11	Ph	H	isopropyl	2k	40
12		-	-	2l	55
13		H	<i>t</i> -butyl	2m	62
14		H	<i>t</i> -butyl	2n	35
15	Ph	H		2o	56
16	<i>m</i> -MeOC ₆ H ₄	H	<i>t</i> -butyl	2p	63
17		H	<i>t</i> -butyl	2q	67
18		H	<i>t</i> -butyl	2r	59
19		H	<i>t</i> -butyl	2s	63
20	<i>m</i> -BrC ₆ H ₄	H	<i>t</i> -butyl	2t	67
21		H	<i>t</i> -butyl	2u	49
22		H	<i>t</i> -butyl	2v	55
23		H	<i>t</i> -butyl	2x	70

^aThe overall yield from the carbonyl starting material.

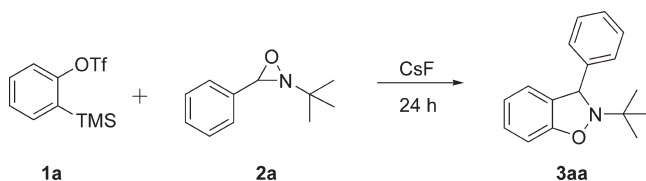
mechanism of these reactions appears to involve nucleophilic attack on the oxaziridine nitrogen with N–O or C–N bond cleavage.

Highly reactive arynes have been extensively used for the preparation of a wide range of aromatic heterocycles.^{14–16} Many biologically important heterocycles have been obtained from arynes by Pd-catalyzed annulation reactions,¹⁷ electrophilic and nucleophilic reactions,¹⁸ inter- or intramolecular cycloaddition reactions,¹⁹ and insertion reactions.²⁰ In our previous studies, we have reported the synthesis of benzotriazoles,²¹ indazoles,²² and benzisoxazoles²³ by the [3 + 2] cycloaddition reaction of azides, diazo compounds, and nitrile oxides with arynes, respectively. We now wish to report the synthesis of dihydrobenzisoxazoles by the [3 + 2] cycloaddition of arynes and oxaziridines.

Results and Discussion

First, a number of oxaziridines have been prepared from the corresponding aldehydes and amines, followed by oxidation. A simple method for the preparation of oxaziridines involves the oxidation of imines by *m*-chloroperoxybenzoic

TABLE 2. Optimization of the Reaction of Oxaziridine **2a** and Benzyne Precursor **1a**



entry	CsF (equiv)	base (equiv)	solvent	temp (°C)	% 3aa	% 2a
1	3		CH ₃ CN	rt		> 98
2	3		CH ₃ CN	65	tr	66
3	3		DME	90	59	
4	3		toluene	110	13	
5	3		DMF	110		
6 ^a	3	Na ₂ CO ₃ (1.1)	DME	90	77	
7 ^b	3	Cs ₂ CO ₃ (1.1)	DME	90	36	8
8	3	NaHCO ₃ (1.1)	DME	90	42	
9 ^b	3	K ₂ CO ₃ (1.1)	DME	90	45	7
10 ^b	3	Li ₂ CO ₃ (1.1)	DME	90	55	25
11	3	NaCl (1.1)	DME	90	66	
12 ^b	3	Na ₂ CO ₃ (1.1)	DME	65	15	85
13 ^c	4.5		DME	90	64	
14	6		DME	90	46	
15	4.5	Na ₂ CO ₃ (1.1)	DME	90	29	
16	3	Na ₂ CO ₃ (1.1)	THF	65	12	88
17 ^b	4.5		THF	65	5	5
18 ^d	3	Na ₂ CO ₃ (1.1)	DME	90	36	63
19 ^e	3	Na ₂ CO ₃ (1.1)	DME	90	61	
20 ^e	4.5		DME	90	48	

^aMethod A: the reaction was carried out on **1a** (0.3 mmol), 1.2 equiv of **2a**, 1.1 equiv of Na₂CO₃, and 3 equiv of CsF in DME (7 mL) at 90 °C for 24 h. ^bYields were determined by proton NMR spectral analysis.

^cMethod B: the reaction was carried out on **1a** (0.3 mmol), 1.2 equiv of **2a**, and 4.5 equiv of CsF in DME (7 mL) at 90 °C for 24 h. ^dThe yield was calculated from the crude product and the reaction time was 12 h.

^e1.5 equiv of *o*-(trimethylsilyl)phenyl triflate (**1a**) was used for these cyclization reactions.

acid (*m*-CPBA).^{2,24} Using this approach, a variety of aromatic, aliphatic, heterocyclic, and polycyclic oxaziridines have been synthesized as mixtures of diastereoisomers (Table 1).²⁵ We have focused our efforts on the synthesis of only more thermally stable oxaziridines. For instance, more stable *N*-*tert*-butyl oxaziridines²⁶ are readily prepared from *tert*-butyl amine and aromatic aldehydes, followed by oxidation.

Optimization of the Cycloaddition. The reaction of *o*-(trimethylsilyl)phenyl triflate (**1a**) with 2-*tert*-butyl-3-phenyl-1,2-oxaziridine (**2a**) and CsF was optimized (Table 2). Benzyne precursor **1a** was allowed to react with **2a** and 3 equiv of CsF for 24 h at room temperature, but the starting oxaziridine **2a** was recovered (entry 1). A trace amount of the desired product **3aa** was formed when the temperature was increased to 65 °C in acetonitrile (entry 2). Thus, elevated temperatures were used for all subsequent cycloaddition reactions of **1a** and **2a**. The desired product was obtained in 59% yield by using dimethoxyethane (DME) as the solvent at 90 °C (entry 3). Not only a much lower yield but also decomposition of the starting compounds were observed when the reaction was run in toluene or dimethylformamide (DMF) at 120 °C for 24 h (entries 4 and 5). A yield of 77% of **3aa** was observed when *o*-(trimethylsilyl)phenyl triflate (**1a**) was allowed to react with

(14) (a) Wittig, G.; Pohmer, L. *Angew. Chem.* **1955**, 67, 348. (b) Wittig, G.; Hoffmann, R. W. *Chem. Ber.* **1962**, 95, 2718. (c) Kornfeld, E. C.; Barney, P.; Blankley, J.; Faul, W. *J. Med. Chem.* **1965**, 8, 342.

(15) For some examples of the synthesis of heterocycles from arynes, see: (a) Nair, V.; Kim, K. H. *J. Org. Chem.* **1975**, 40, 3784. (b) Yoshida, H.; Shirakawa, E.; Honda, Y.; Hiyama, T. *Angew. Chem., Int. Ed.* **2002**, 41, 3247. (c) Liu, Z.; Larock, R. C. *J. Org. Chem.* **2006**, 71, 3198. (d) Beltran-Rodil, S.; Peña, D.; Guitián, E. *Synlett* **2007**, 1308. (e) Zhao, J.; Larock, R. C. *Org. Lett.* **2005**, 7, 4273. (f) Zhao, J.; Larock, R. C. *J. Org. Chem.* **2007**, 72, 583. (g) Rogness, D. C.; Larock, R. C. *Tetrahedron Lett.* **2009**, 50, 4003. (h) Zhang, X.; Larock, R. C. *Org. Lett.* **2005**, 7, 3973.

(16) For recent reviews of arynes, see: (a) Wenk, H. H.; Winkler, M.; Sander, W. *Angew. Chem., Int. Ed.* **2003**, 42, 502. (b) Pellissier, H.; Santelli, M. *Tetrahedron* **2003**, 59, 701.

(17) (a) Liu, Z.; Zhang, X.; Larock, R. C. *J. Am. Chem. Soc.* **2005**, 127, 15716. (b) Zhang, X.; Larock, R. C. *Org. Lett.* **2005**, 7, 3973. (c) Liu, Z.; Larock, R. C. *Org. Lett.* **2004**, 6, 3739. (d) Liu, Z.; Larock, R. C. *Tetrahedron* **2007**, 63, 347. (e) Henderson, J. L.; Edwards, A. S.; Greaney, M. F. *J. Am. Chem. Soc.* **2006**, 128, 7426. (f) Jayanthi, T. T.; Cheng, C.-H. *Chem. Commun.* **2006**, 894. (g) Peña, D.; Pérez, D.; Guitián, E.; Castedo, L. *Org. Lett.* **1999**, 1, 1555. (h) Radhakrishnan, K. V.; Yoshikawa, E.; Yamamoto, Y. *Tetrahedron Lett.* **1999**, 40, 7533. (i) Peña, D.; Pérez, D.; Guitián, E.; Castedo, L. *J. Am. Chem. Soc.* **1999**, 121, 5827.

(18) (a) Yoshida, H.; Honda, Y.; Shirakawa, E.; Hiyama, T. *Chem. Commun.* **2001**, 1880. (b) Yoshida, H.; Shirakawa, E.; Honda, Y.; Hiyama, T. *Angew. Chem., Int. Ed.* **2002**, 41, 3247. (c) Liu, Z.; Larock, R. C. *Org. Lett.* **2003**, 5, 4673. (d) Liu, Z.; Larock, R. C. *Org. Lett.* **2004**, 6, 99. (e) Jegannathan, M.; Cheng, C.-H. *Synthesis* **2005**, 1693. (f) Bhuvaneshwari, S.; Jegannathan, M.; Yang, M. C.; Cheng, C. H. *Chem. Commun.* **2008**, 2158.

(19) (a) Raminelli, C.; Liu, Z.; Larock, R. C. *J. Org. Chem.* **2006**, 71, 4689. (b) Feltenberger, J. B.; Hayashi, R.; Tang, Y.; Babiash, E. S. C.; Hsung, R. P. *Org. Lett.* **2009**, 11, 3430. (c) Allan, K. M.; Stoltz, B. M. *J. Am. Chem. Soc.* **2008**, 130, 17270. (d) Gilmore, C. D.; Allan, K. M.; Stoltz, B. M. *J. Am. Chem. Soc.* **2008**, 130, 1558. (e) Pérez, D.; Guitián, E.; Castedo, L. *J. Org. Chem.* **1992**, 57, 5911. (f) Matsumoto, T.; Hosoya, T.; Suzuki, K. *J. Am. Chem. Soc.* **1992**, 114, 3568. (g) Hosoya, T.; Takashiro, E.; Matsumoto, T.; Suzuki, K. *J. Am. Chem. Soc.* **1994**, 116, 1004. (h) Hussain, H.; Kianmehr, E.; Durst, T. *Tetrahedron Lett.* **2001**, 42, 2245. (i) Soorukram, D.; Qu, T.; Barrett, A. G. M. *Org. Lett.* **2008**, 10, 3833.

(20) (a) Liu, Z.; Larock, R. C. *J. Am. Chem. Soc.* **2005**, 127, 13112. (b) Tambar, U. K.; Stoltz, B. M. *J. Am. Chem. Soc.* **2005**, 127, 5340.

(21) Shi, F.; Waldo, J. P.; Chen, Y.; Larock, R. C. *Org. Lett.* **2008**, 10, 2409.

(22) Liu, Z.; Shi, F.; Martinez, P. D. G.; Raminelli, C.; Larock, R. C. *J. Org. Chem.* **2008**, 73, 219.

(23) Dubrovskiy, A. V.; Larock, R. C. *Org. Lett.* **2010**, 12, 1180.

(24) (a) Widmer, J.; Keller-Schierlein, W. *Helv. Chim. Acta* **1974**, 57, 657. (b) Taguchi, K.; Westheimer, F. H. *J. Org. Chem.* **1971**, 36, 1570.

(25) (a) Troisi, L.; Lorenzis, S. D.; Fabio, M.; Rosato, F.; Granito, C. *Tetrahedron: Asymmetry* **2008**, 19, 2246. (b) Davis, F. A.; Chen, B. C. *Chem. Rev.* **1992**, 92, 919. (c) Armstrong, A.; Draffan, A. G. *Tetrahedron Lett.* **1999**, 40, 4453. (d) Mohajer, D.; Iranpoor, N.; Rezaeifard, A. *Tetrahedron Lett.* **2004**, 45, 631.

(26) (a) Emmons, W. D. *J. Am. Chem. Soc.* **1957**, 79, 5739. (b) Pews, R. G. *J. Org. Chem.* **1966**, 32, 1628.

TABLE 3. Synthesis of Substituted Dihydrobenzoxazoles from Arynes and Oxaziridines

entry	product	method	% yield	entry	product	method	% yield
1		A	77	14 ^a		A	42
	3aa	B	64		3aq		
2		A	59	15		A	50
	3ab	B	43		3ar		
3		A	71	16		A	50
	3ac	B	58		3as		
4		A	<5	17		A	53
	3aj	B	<5		3ax		
5		A	<5	18		A	77
	3ak	B	<5		3ap		
6		A	78	19		A	70
	3ae				3at		
7		A	86	20		A	79
	3am				3au		
8		A	<5	21		A	66
	3ag				3av		
9		A	88	22		A	0
	3ah				3al		
10		A	<5	23 ^b		A	21
	3af				3be		
11		A	<5	24 ^b		A	56
	3ai				3bm		
12 ^a		A	12	25 ^c		A	64
	3ao				3cm		
13		A	40	26 ^d		A	32
	3an				3de		

^aThe yield was calculated from integration of the ¹H NMR spectrum. ^b4,5-Dimethyl-2-(trimethylsilyl)phenyl triflate was used as the aryne precursor. ^c4,5-Difluoro-2-(trimethylsilyl)phenyl triflate was used as the aryne precursor. ^d2-(Trimethylsilyl)naphthalen-1-yl triflate was used as the aryne precursor.

2a in the presence of Na_2CO_3 in DME at 90 °C for 24 h (entry 6). When Cs_2CO_3 , NaHCO_3 , K_2CO_3 , or Li_2CO_3 was used as the base, the yields ranged from 36% to 55% (entries 7–10). Surprisingly, the substitution of Na_2CO_3 by NaCl gave a 66% yield (entry 11). When the reaction was carried out in DME at 65 °C for 24 h, the conversion was only 15% (entry 12). When the amount of CsF was increased with or without the addition of a base in DME at 90 °C, only 29–64% yields of the desired product were obtained (entries 13–15). When the reactions were repeated in THF at 65 °C for 24 h, the yields were only 5% and 12% (entries 16 and 17). When the reaction was refluxed for 12 h, only a 36% yield of the desired product was obtained (entry 18). If additional (1.5 equiv) **1a** was used in the reaction, the desired product was still formed in only 61% and 48% yields (entries 19 and 20).

The cycloaddition of **1a** and **2a** was also examined using 2 equiv of tetrabutylammonium difluorotriphenylsilicate (TBAT) as the source of fluoride in DME for 24 h. The starting 2-*tert*-butyl-3-phenyl-1,2-oxaziridine was recovered at room temperature, and none of the desired product was formed at 90 °C. Thus, CsF has been found to be a better source of fluoride for the formation of dihydrobenzisoxazoles.

Two different “optimized” conditions, Method A [**1a** (0.3 mmol), 1.2 equiv of **2a**, 3 equiv of CsF , and 1.1 equiv of Na_2CO_3 at 90 °C for 24 h] and Method B [**1a** (0.3 mmol), 1.2 equiv of **2a**, and 4.5 equiv of CsF at 90 °C for 24 h] were chosen for the synthesis of additional dihydrobenzisoxazoles by this [3 + 2] cycloaddition process.

Synthesis of Dihydrobenzisoxazoles. Five different oxaziridines were allowed to react with *o*-(trimethylsilyl)phenyl triflate (**1a**) using our two optimized conditions, Methods A or B, to compare the yields of the desired products. Using Method A, a 77% yield of **3aa** was achieved, while only a 64% yield of **3aa** was obtained using Method B (Table 3, entry 1). Higher yields were also observed using Method A when oxaziridines **2b** or **2c** were allowed to react with the benzyne precursor **1a** (entries 2 and 3). However, **3aj** and **3ak**, containing cyclohexyl and isopropyl groups on the nitrogen of the oxaziridine, respectively, produced less than 5% yields of the desired products using these methods (entries 4 and 5). These results may be related to the instability of the oxaziridines or the corresponding dihydrobenzisoxazoles at these reaction temperatures. Dihydrobenzisoxazoles have relatively weak N–O bonds, which may result in decomposition of the product at higher temperatures. In the light of these results, Method A would appear to be a better procedure for the synthesis of dihydrobenzisoxazoles. It appears that the thermal stability of the oxaziridine significantly affects the [3 + 2] cycloaddition reaction with arynes. As noted above, the more stable oxaziridines give the higher yields of the desired products.

The scope and limitations of this methodology for the formation of dihydrobenzisoxazoles using a wide range of oxaziridines, including aromatic, polycyclic, heterocyclic, and aliphatic oxaziridines, were examined (Table 3). The reaction of oxaziridines bearing substituted aromatic rings usually afforded the corresponding products in moderately good yields (entries 2, 3, 6–8, 13–21, and 23–26). The *para*-substituted benzyloxy- and methoxy-aryl oxaziridines gave higher yields of cycloadduct than our model system (entries 6 and 7). However, when a strong electron-withdrawing

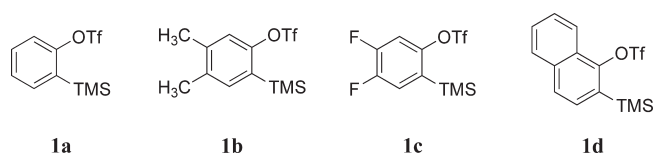


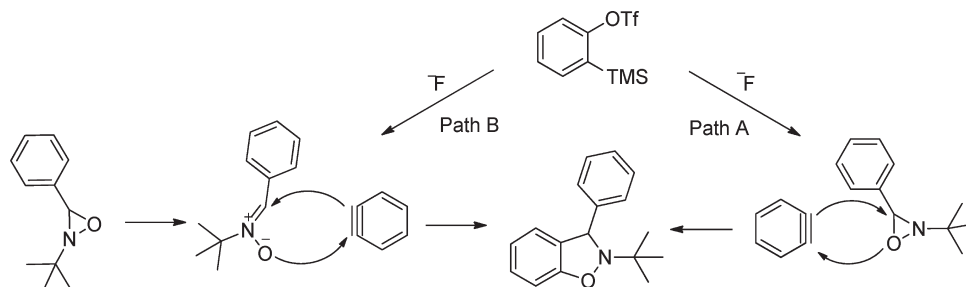
FIGURE 1. Aryne precursors.

nitro group was present on the aromatic ring (**2g**), the dihydrobenzisoxazole product was not observed even after 24 h (entry 8). While the highest yield (88%) was obtained from the reaction of **1a** and 2-*tert*-butyl-3-(fur-2-yl)-1,2-oxaziridine (entry 9), the electron-poor 3-pyridyl heterocyclic substrate **2f** gave a very low yield of the desired product (entry 10). The reaction of aliphatic-substituted oxaziridines, such as 2-*tert*-butyl-3-isopropyl-1,2-oxaziridine (**2i**), with **1a** was performed to investigate the effect of aliphatic groups on the formation of dihydrobenzisoxazoles. A very low yield was observed for **3ai** (entry 11) under our optimized conditions. When 2-(1-ethynylcyclohexyl)-3-phenyl-1,2-oxaziridine (**2o**) was used for the synthesis of **3ao**, only a 12% yield was obtained (entry 12). Dihydrobenzisoxazoles **3an**, **3aq**, **3ar**, **3as**, and **3ax** were synthesized in 40–53% isolated yields from the corresponding *ortho*-substituted aryl oxaziridines (entries 13–17). These relatively low yields are apparently caused by steric effects arising from the *ortho* positions of the aromatic rings. Analogous *meta*-substituted aryl oxaziridines on the other hand afforded good yields of the corresponding dihydrobenzisoxazoles **3ap** and **3at** (entries 18 and 19). While benzyne precursor **1a** appeared to react with bicyclic oxaziridine **2l** to afford the corresponding polycyclic dihydrobenzisoxazole (entry 22), the desired polycyclic product **3al** could not be isolated cleanly from the reaction.

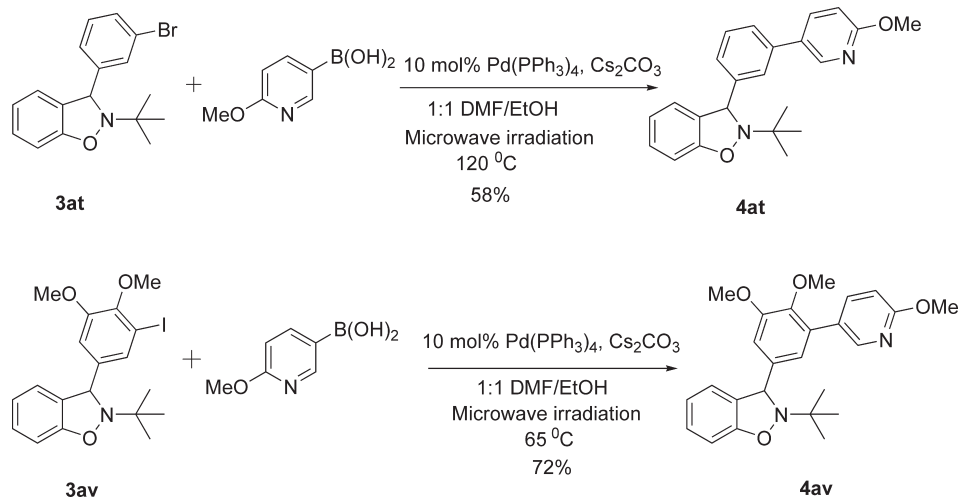
Additional examples of the reaction of oxaziridines **2e** and **2m** with a variety of aryne precursors (Figure 1) were conducted under our optimized conditions to obtain a variety of substituted dihydrobenzisoxazoles in moderate yields (entries 23–26). The electron-rich dimethyl-substituted benzyne gave lower yields (21%, entry 23; 56%, entry 24) than the analogous reactions of the parent benzyne. The electron-poor difluoroaryne analogue reacted with 3-[4-(benzyloxy)-phenyl]-2-*tert*-butyl-1,2-oxaziridine (**2m**) to form the corresponding product in a good yield (64%, entry 25). In addition, the unsymmetrical naphthalene precursor **1d** reacted with 2-*tert*-butyl-3-(4-methoxyphenyl)-1,2-oxaziridine (**2e**) to produce **3de** in a 32% isolated yield as the only regioisomer (entry 26). This regioselectivity presumably arises from nucleophilic attack of the oxaziridine selectively at the C-2 position of the naphthalene intermediate due to more favorable steric and electronic effects. In fact, similar regioselectivity has been observed in our previous studies with substituted arynes.^{23,27} Suzuki et al. have also pointed out that the regiochemistry of [3 + 2] dipolar cycloaddition reactions depends on the C-3 substituent of the aryne.^{1f} The reaction between arynes and oxaziridines generally gives a diastereomeric mixture of dihydrobenzisoxazoles as a result of the diastereomeric starting compound. However, the diastereomers have not been separated by column chromatography. The stereogenic carbon atom present in the diastereomers is evident as two peaks in the ¹³C NMR spectrum.

(27) Troisi et al. have observed how steric interactions affect the regioselectivity of the cycloaddition reaction of alkynes and oxaziridines; see ref 3.

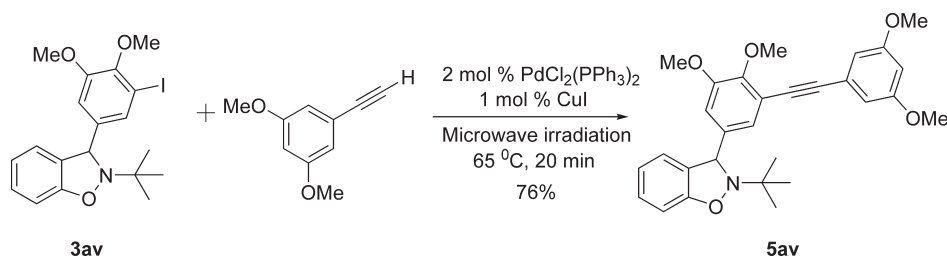
SCHEME 1. Possible Mechanisms for Formation of the Dihydrobenzisoaxazoles



SCHEME 2. Suzuki–Miyaura Coupling of Dihydrobenzisoaxazoles with Boronic Acids



SCHEME 3. Sonogashira Coupling of a Dihydrobenzisoaxazole and a Terminal Alkyne

**Mechanism for Formation of the Dihydrobenzisoaxazoles.**

Two reaction mechanisms are possible for the cycloaddition of oxaziridines and arynes (Scheme 1). In the first possible mechanism (Path A), insertion of the aryne into the C–O bond of the oxaziridine ring occurs by a concerted mechanism. Agawa²⁸ and Troisi⁴ have suggested a similar cycloaddition mechanism for the formation of diarylisoaxazolidine derivatives from oxaziridines. Another possible mechanism involves initial formation of a nitron at the higher temperatures employed. We have recently observed that nitrones react readily with arynes to give dihydrobenzisoaxazoles.²⁹ Troisi et al. have also compared the one-step mechanism to the nitron mechanism in similar cyclization reactions.^{3,4} They suggest that Path A is more probable than the nitron

mechanism. It is important to note that this is one of only a few known reactions of oxaziridines in which insertion occurs between the carbon and oxygen of the oxaziridine, rather than the oxygen and nitrogen.³⁰

Recently, the synthesis of a wide variety of polysubstituted heterocyclics and polycyclics has been reported using various palladium-catalyzed cross-couplings, such as Sonogashira,³¹ Suzuki–Miyaura,³² and Heck³³ cross-couplings. We believe that our approach to halogen-substituted dihydrobenzisoaxazoles could be very useful for the synthesis of additional, more highly substituted dihydrobenzisoaxazoles. Thus, we

(28) Komatsu, M.; Ohshiro, Y.; Hatta, H.; Sato, M.; Agawa, T. *J. Org. Chem.* **1974**, *39*, 948.

(29) (a) Lu, C.; Larock, R. C. work in progress. (b) Dai, M.; Wang, Z.; Danishefsky, S. J. *Tetrahedron Lett.* **2008**, *49*, 6613.

(30) For other examples of C–O insertion, see: (a) Padwa, A.; Koehler, K. F. *Heterocycles* **1986**, *24*, 611. (b) Abou-Gharbia, M. A.; Joullie, M. M. *Synth. Commun.* **1979**, *9*, 871.

(31) Sonogashira, K.; Tohda, H.; Hagihara, N. *Tetrahedron Lett.* **1975**, *16*, 4467.

(32) (a) Miyaura, N.; Suzuki, A. *Chem. Rev.* **1995**, *95*, 2457. (b) Suzuki, A. *J. Organomet. Chem.* **1999**, *576*, 147.

(33) Heck, R. F. *Org. React.* **1982**, *27*, 345.

have been able to convert **3at** and **3av** to the corresponding methoxypyridyl-substituted dihydrobenzisoxazoles using a modified Suzuki–Miyaura literature procedure (Scheme 2).³⁴ The halogen-substituted dihydrobenzisoxazoles **3at** and **3av** were allowed to react with the indicated boronic acids to form **4at** and **4av** in the presence of Cs₂CO₃ and 10 mol % of Pd(PPh₃)₄ under microwave irradiation for 20 min. Dihydrobenzisoxazoles **4at** and **4av** were obtained in 58% and 72% yields, respectively. By allowing compound **3av** to react with a terminal alkyne in the presence of 2 mol % of PdCl₂(PPh₃)₂ and 1 mol % CuI under microwave conditions for 20 min at 65 °C, the elaborated product **5av** was isolated in a 76% yield by Sonogashira coupling (Scheme 3). Thus, halogen-substituted dihydrobenzisoxazoles produced by the cycloaddition of oxaziridines and arynes can be easily elaborated to more highly substituted derivatives to afford potentially biologically active derivatives.

Conclusions

In the present study, a novel synthetic route to a variety of dihydrobenzisoxazoles by the [3 + 2] cycloaddition reaction of arynes and oxaziridines has been developed. The reaction tolerates a variety of oxaziridines and silylaryl triflates and affords the corresponding cycloadducts in moderate to good yields. This process is one of the few such reactions of oxaziridines, which observed to proceed by carbon–oxygen bond cleavage of the oxaziridine. The resulting halogen-substituted dihydrobenzisoxazoles are readily elaborated to more complex products using known organopalladium chemistry. This methodology provides a useful new route for the synthesis of substituted dihydrobenzisoxazoles, which should find application in the construction of molecules with interesting biological properties and pharmaceutical potential.

Experimental Section

General Procedure for the Synthesis of Dihydrobenzisoxazoles.

To a mixture of CsF (0.90 mmol, 3 equiv) and Na₂CO₃ (0.33 mmol, 1.1 equiv) in a 4-dram vial was added a solution of the *o*-(trimethylsilyl)aryl triflate (0.30 mmol) and oxaziridine (0.36 mmol, 1.2 equiv) in 5 mL of DME. The resulting mixture was flushed with Ar and stirred at 90 °C for 24 h. After the reaction was over, the DME was removed under reduced pressure. The residue was purified by flash column chromatography on silica gel using ethyl acetate/hexane as the eluent to afford the desired product.

2-tert-Butyl-3-phenyl-2,3-dihydrobenz[d]isoxazole (3aa). Purification by flash chromatography (1:20 ethyl acetate/hexane) afforded the product as a white solid: mp 93.3–95.2 °C; ¹H NMR (300 MHz, CDCl₃) δ 7.39 (m, 2H), 7.33 (t, *J* = 7.5 Hz, 2H), 7.25 (m, 1H), 7.15 (t, *J* = 7.4 Hz, 1H), 6.89 (d, *J* = 7.5 Hz, 1H), 6.80 (m, 2H), 5.60 (s, 1H), 1.19 (s, 9H); ¹³C NMR (400 MHz, CDCl₃) δ 156.3, 144.1, 130.0, 128.8, 127.6, 127.5, 123.8, 120.9, 106.9, 67.2, 61.3, 25.7. HRMS (EI) calcd for C₁₇H₁₉NO: 253.1467, found 253.1471.

General Procedure for the Suzuki–Miyaura Coupling with Boronic Acids. To a solution of the dihydrobenzisoxazole (0.15 mmol) and boronic acid (0.18 mmol) in a microwave vial in 1:1 DMF/EtOH (2 mL) were added Pd(PPh₃)₄ (0.015 mmol) and Cs₂CO₃ (0.20 mmol). The resulting vial was sealed and stirred under microwave irradiation at the appropriate temperature for 20 min. The resulting solution was diluted with satd aq NH₄Cl (15 mL) and extracted with dichloromethane (20 mL). The combined organic layers were dried over anhydrous MgSO₄ and concentrated under reduced pressure to yield the crude product, which was purified by flash chromatography on silica gel using ethyl acetate/hexane as the eluent.

2-tert-Butyl-3-[3-(5-methoxypyridin-2-yl)phenyl]-2,3-dihydrobenz[d]isoxazole (4at). The reaction was carried out at 120 °C. Purification by flash chromatography (1:20 ethyl acetate/hexane) afforded the product as an oil: ¹H NMR (400 MHz, CDCl₃) δ 8.37 (s, 1H), 7.78 (d, *J* = 8.8 Hz, 1H), 7.58 (s, 1H), 7.42 (m, 3H), 7.17 (t, *J* = 7.6 Hz, 1H), 6.95 (d, *J* = 7.6 Hz, 1H), 6.82 (m, 3H), 5.67 (s, 1H), 3.98 (s, 3H), 1.21 (s, 9H); ¹³C NMR (400 MHz, CDCl₃) δ 163.8, 156.4, 145.3, 144.9, 138.4, 137.7, 132.2, 130.1, 129.7, 129.4, 128.9, 126.5, 125.9, 123.8, 120.9, 110.9, 107.0, 67.0, 61.3, 53.8, 25.7. HRMS (EI) calcd for C₂₃H₂₄N₂O₂: 360.1838, found 360.1848.

General Procedure for Sonogashira Coupling with a Terminal Alkyne. To a solution of the dihydrobenzisoxazole (0.15 mmol) and terminal alkyne (0.18 mmol) in a microwave vial in 1:1 DMF/Et₃N (2 mL) were added PdCl₂(PPh₃)₂ (0.003 mmol) and CuI (0.0015 mmol). The resulting vial was sealed and stirred under microwave irradiation at 65 °C for 20 min. The resulting solution was diluted with satd aq NH₄Cl (15 mL) and extracted with dichloromethane (20 mL). The combined organic layers were dried over anhydrous MgSO₄ and concentrated under reduced pressure to afford the crude product, which was purified by flash chromatography on silica gel using ethyl acetate/hexane as the eluent.

2-tert-Butyl-3-[3,4-dimethoxy-5-(2-(3,5-dimethoxyphenyl)ethynyl)phenyl]-2,3-dihydrobenz[d]isoxazole (5av). Purification by flash chromatography (1:20 ethyl acetate/hexane) afforded the product as an oil: ¹H NMR (400 MHz, CDCl₃) δ 7.16 (m, 2H), 6.94 (d, *J* = 7.6 Hz, 1H), 6.82 (m, 2H), 6.71 (s, 2H), 6.47 (s, 1H), 5.55 (s, 1H), 3.98 (s, 3H), 3.84 (s, 3H), 3.81 (s, 6H), 1.20 (s, 9H); ¹³C NMR (400 MHz, CDCl₃) δ 160.7, 156.1, 153.1, 149.8, 139.9, 129.5, 128.9, 124.8, 123.8, 123.4, 120.9, 117.5, 112.2, 109.5, 107.0, 102.0, 93.6, 85.4, 66.8, 61.2, 56.3, 55.6, 25.7. HRMS (EI) calcd for C₂₉H₃₁NO₅: 473.2202, found 473.2215.

Acknowledgment. We thank the National Institute of General Medical Sciences (GM070620 and GM079593) and the National Institutes of Health Kansas University Center of Excellence in Chemical Methodologies and Library Development (P50 GM069663) for their generous financial support. We also thank the Scientific and Technological Research Council of Turkey (TUBITAK) and the Faculty Development Program (OYP-Yuzuncu Yil University) for a scholarship to A.K.

Supporting Information Available: Characterization of the new oxaziridines and dihydrobenzisoxazole final products, including full ¹H and ¹³C NMR spectra. This material is available free of charge via the Internet at <http://pubs.acs.org>.

(34) (a) Chen, Y.; Markina, N. A.; Larock, R. C. *Tetrahedron* **2009**, *65*, 8908. (b) Nilsson, P.; Olofsson, K.; Larbed, M. *Microwaves in Organic Synthesis*; Springer: Heidelberg, 2006; p 103.